

Recession Tracker™ Northeastern Pennsylvania's Employment & Wages Rate

From January 2009 to May 2009, the labor force increased as well as the number of people employed. The number of unemployed decreased over this time. The unemployment rate remained the same.

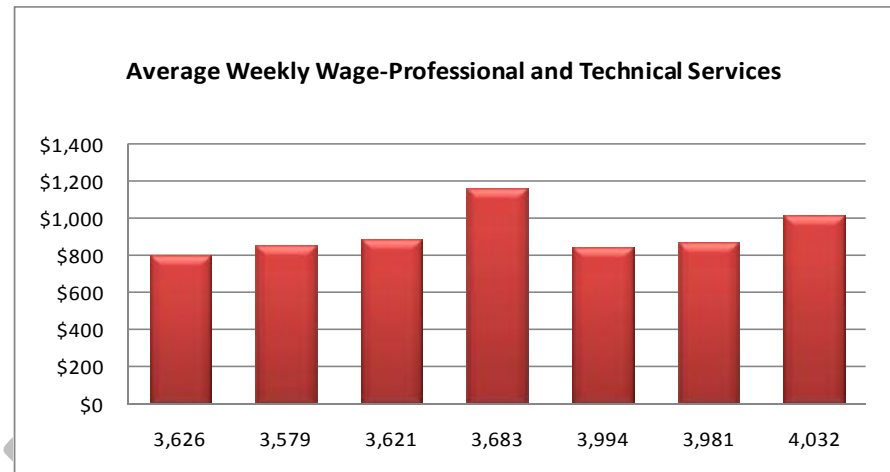
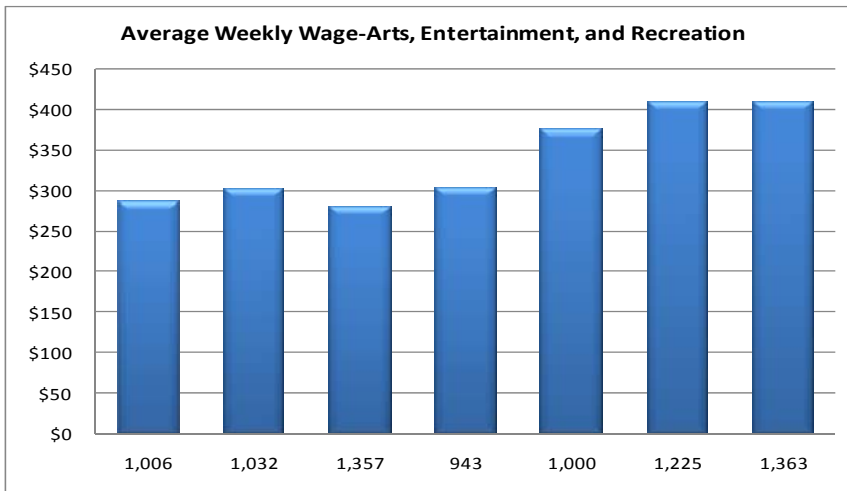
Luzerne County Unemployment 2009				
Time Period	Civilian Labor Force	Number Employment	Number Unemployment	Unemployment Rate (%)
January	161,500	146,600	14,900	9.20%
May	161,600	146,700	14,800	9.20%

From January 2009 to May 2009, the labor force increased by an amount greater than the increase in the number of people employed. The number of unemployed increased greatly over this time as well. The unemployment rate increased 0.3%.

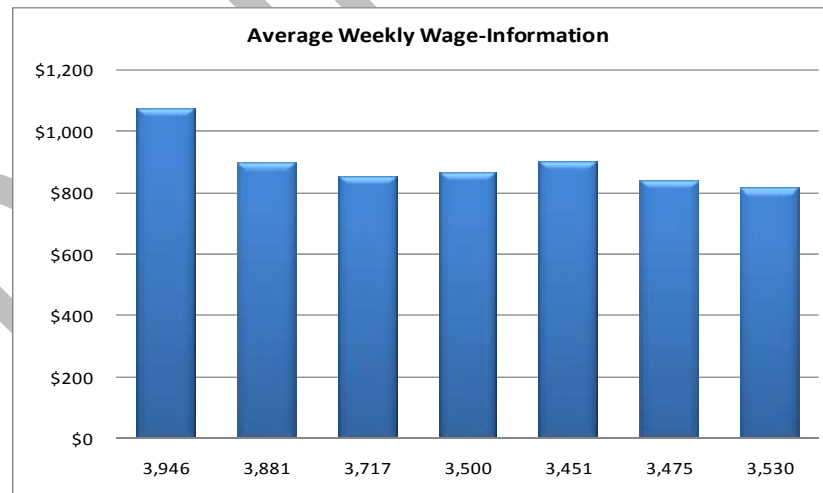
Lackawanna County Unemployment 2009				
Time Period	Civilian Labor Force	Number Employment	Number Unemployment	Unemployment Rate (%)
January	107,500	98,700	8,800	8.2
May	108,000	98,800	9,200	8.5

Trends

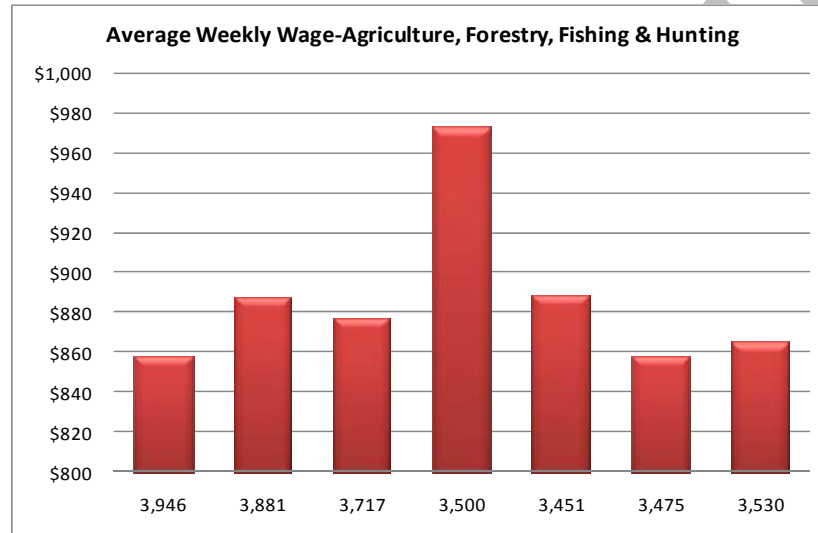
The data shows a series of trends within the specific industries, some more drastic and noticeable than others. Industries such as Arts, Entertainment, and Recreation in Luzerne County show not only an increase to wages, but also an increase to employment, showing a job growth area with advances in pay. Professional and Technical Services in Lackawanna County show such a trend as well.



Other industries show an astonishing decrease in not only employment, but in the wages paid as well. One such industry is Information in Luzerne County. This area shows a significant loss in wage while maintaining a lowering employment market. They are also losing establishments, beginning at 103 now down to 97.



A more expected trend is where employment decreases as wages increase, and vice versa. Many industries exhibit this as well as a stagnation trend. Industries have fluctuations between quarters but end up avoiding a large gap between beginning and end. Agriculture, Forestry, Fishing & Hunting in Lackawanna County exhibits this very well. Wages and employment have decreased but very little to note significant change.



Wages

Although the counties are neighbors, Luzerne and Lackawanna differ in the wages paid in certain industries. A notable difference is in Utilities. In Luzerne, the average wage is \$1,762, while Lackawanna County pays \$1,170. Despite some distinct differences, there are a great number of similarities between the wages offered.

3rd Quarter 2008 Average Weekly Wage

